

ESM- 65W Frame-less Black Laminate for Roof Tile

**Full Black 182mm Mono
Half Cell Laminate**



Module characteristics



MBB Technology
Half Cut Solar Cell



Excellent Power
Performance



100% Inspection
30years Guarantee



Fire Class II



Strengthened
Mechanical Load



High Efficiency



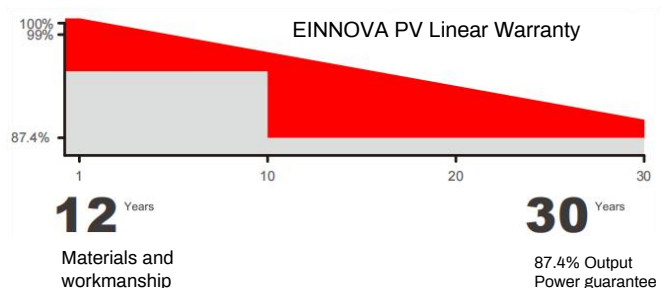
Long and reliable quality assurance

IEC61215(2016), IEC61730(2016)

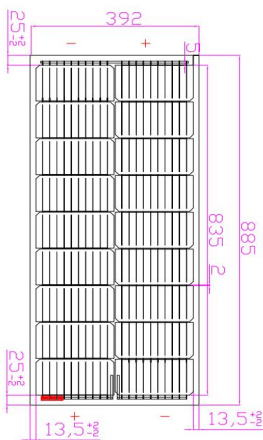
ISO9001:2015: Quality management system

ISO14001:2015: Environmental management system

ISO45001:2018: Occupational health and safety management system

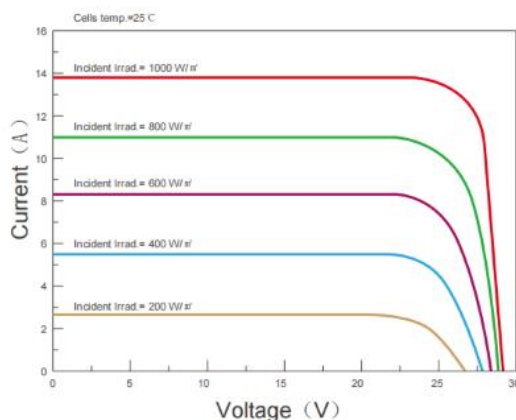


Mechanical Diagrams



All Dimensions in mm.
The above drawing is a graphical representation of the product.
For engineering quality drawings please contact EINNOVA.

Curve



Characteristics(STC)

Module Type	ESM-65
	STC
Maximum Power-Pmax(W)	65
Open Circuit Voltage - Voc(V)	12.02
Short-Circuit Current -Isc(A)	6.72
Voltage at Pmax -Vmp(V)	10.25
Current at Pmax -Imp(A)	6.35
Module Efficiency -ηm(%)	18.74
Power Tolerance(W)	(0, +4.99W)
Maximum System Voltage(V)	700Vdc (IEC/UL)
Maximum Series Fuse Rating (A)	25A

STC : Irradiance 1000W/m² , Cell Temperature 25°C, Air Mass 1.5

Mechanical Specifications

Dimensions	885*392*5mm
Weight	3.0kgs
Solar Cells	Mono crystalline 182mm (2x9 pcs)
Front Glass	3.2mm
Frame	No Frame
Junction Box	IP67
Output Cables	4.0mm ² , 500mm, length can be customized
Connector	MC4 Compatible
Mechanical Load	Front Side Max. 5400Pa, Rear Side Max. 2400Pa

Temperature Characteristics

Pmax Temperature Coefficient	-0.290%/°C
Voc Temperature Coefficient	-0.250%/°C
Isc Temperature Coefficient	+0.045%/°C
Operating Temperature	-40 ~ +85°C
Nominal Operating Cell Temperature(NOCT)	45±2°C

Packing Configuration

Product size	885x392x5mm	
Container	20'GP	40'HQ
Pieces per Pallet	58	58
Pallets per Container	5104	1740

EINNOVA SOLARLINE ENERGY CORP. LIMITED

210000 Nanjing
PEOPLE'S REPUBLIC OF CHINA
TEL : +86-25-8479-2033
Cell : +86-138-13088384
EMAIL : emma.wu@einnova-solarline.com
Website : www.einnova-solarline.com

