


## TOPCon N type Bifacial Mono-crystalline 530-550Watt

0~+5% POWER TOLERANCE

High efficiency TOPCon N - type solar module



### Module characteristics



**Strong Mechanical Strength**  
Passes the wind load test of 2400Mpa and the snow load test of 5400Mpa



**Lower attenuation**  
N-type, Components have better reliability and lower LID/LETID attenuation



**PID resistance**  
The attenuation probability of PID phenomenon is minimized through solar cell production technology optimization and raw material control



**Harsh environmental adaptation**  
Third party certification for salt spray and ammonia corrosion tests

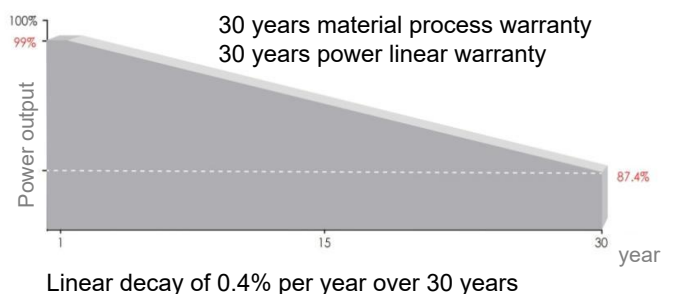


**Multiple busbar and Half cell technique**  
More light utilization and current collection capabilities, effectively improving product power output and reliability



### Long and reliable quality assurance

IEC61215(2016), IEC61730(2016)  
ISO9001:2015: Quality management system  
ISO14001:2015: Environmental management system  
ISO45001:2018: Occupational health and safety management system

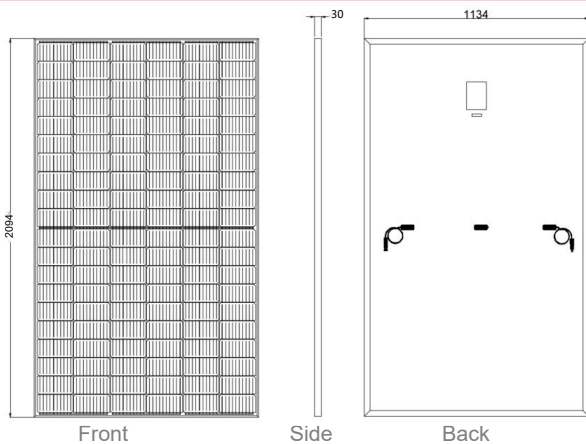


# Electrical Parameters

Model Type	ESM-530T		ESM-535T		ESM-540T		ESM-545T		ESM-550T	
	STC	NOCT	STC	NOCT	STC	NOCT	STC	NOCT	STC	NOCT
Maximum Power (Pmax)	530	399	535	405	540	409	545	413	550	417
Open Circuit Voltage (Voc)	46.30	43.97	46.50	44.17	46.70	44.37	46.90	44.57	47.10	44.77
Short Circuit Current (Isc)	14.27	11.51	14.31	11.55	14.35	11.59	14.39	11.63	14.43	11.67
Maximum Power Voltage (Vmp)	39.00	36.17	39.20	36.37	39.40	36.57	39.60	36.77	39.80	36.97
Maximum Power Current (Imp)	13.59	11.03	13.65	11.13	13.70	11.18	13.76	11.23	13.81	11.28
Module Efficiency - $\eta_m$ (%)	22.32		22.52		22.74		22.95		23.16	
Operational Temperature	-40°C ~ +85°C									
Maximum System Voltage	1500VDC									
Maximum Series Fuse Rating	25A									
Power Tolerance	0 ~ +5W									
Temperature Coefficient of Pmax	-0.310%/°C									
Temperature Coefficient of Voc	-0.260%/°C									
Temperature Coefficient of Isc	+0.046%/°C									
Nominal Operating Cell Temperature	45 ± 2°C									
Safety Class	Class II									
Max Load (Front/back)	5400Mpa/2400Mpa									

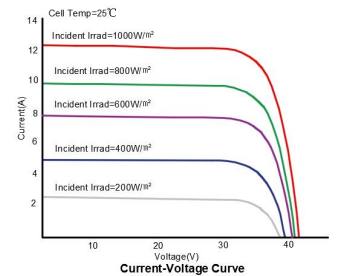
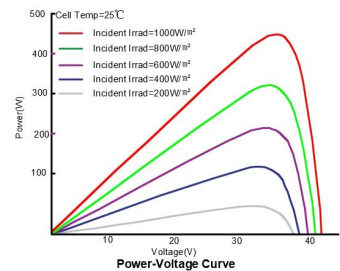
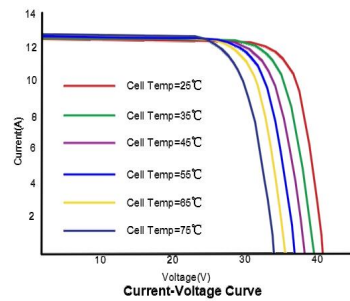
STC: Irradiance 1000W/m<sup>2</sup>    Cell temperature 25°C    Atmospheric quality = 1.5  
 NOCT: Irradiance 800W/m<sup>2</sup>    Ambient temperature 25°C    Atmospheric quality = 1.5    Wind speed 1m/S

## Mechanical Diagrams



Length: + 2mm  
 Width: + 2mm  
 Thickness: + 1mm  
 Hole pitch: + 2mm

## Curve



## Packing Details:

36pcs/pallet

40GP: 22 pallets/container, 792pcs/40'HQ

### EINNOVA SOLARLINE ENERGY CORP. LIMITED

210000 Nanjing  
 PEOPLE'S REPUBLIC OF CHINA  
 TEL : +86-25-8479-2033  
 Cell: +86-138-13088384  
 EMAIL : emma.wu@einnova-solarline.com  
 Website: www.einnova-solarline.com

## Specification

Cell type	N type mono crystalline 182mm
Half-cell quantity	132pcs (6×22)
Dimension	2094×1134×30mm
Weight	25kg±3%
Glass	3.2mm, tempered and AR coated
Frame	Sliver/Black Anodized Aluminum Alloy
Junction Box	IP68
Cable	1000mm (can be customized)

The company reserves the right of final right of adjustment of this file.