

## PERC Half Cut Mono-Crystalline Bifacial ESM395/400/405/410/415S

0~+3% POWER TOLERANCE

High efficiency PERC P - type solar module



### Module characteristics



**Stronger Mechanical Strength**  
Pass the wind load test of 2400Mpa and the snow load test of 5400Mpa



**Low attenuation rate**  
Good reliability and lower LID/LETID attenuation rate.



**PID resistance**  
The attenuation probability of PID phenomenon is minimized through solar cell production technology optimization and robust raw material quality control.



**Harsh environmental adaptation**  
Robust design for demanding climate conditions.



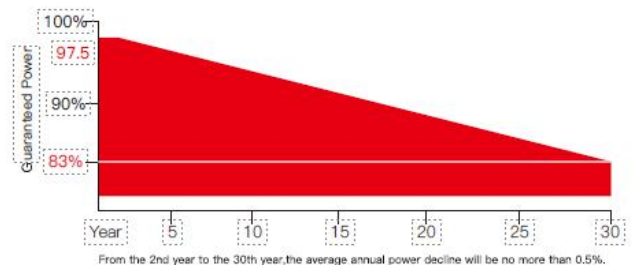
**MBB and Half cell technique**  
More light utilization and current collection capabilities, effectively improving product power output and reliability



### Long and reliable quality assurance

IEC61215(2016), IEC61730(2016)  
ISO9001:2015: Quality management system  
ISO14001:2015: Environmental management system  
ISO45001:2018: Occupational health and safety management system

30 years material and workmanship warranty  
30 years power linear warranty

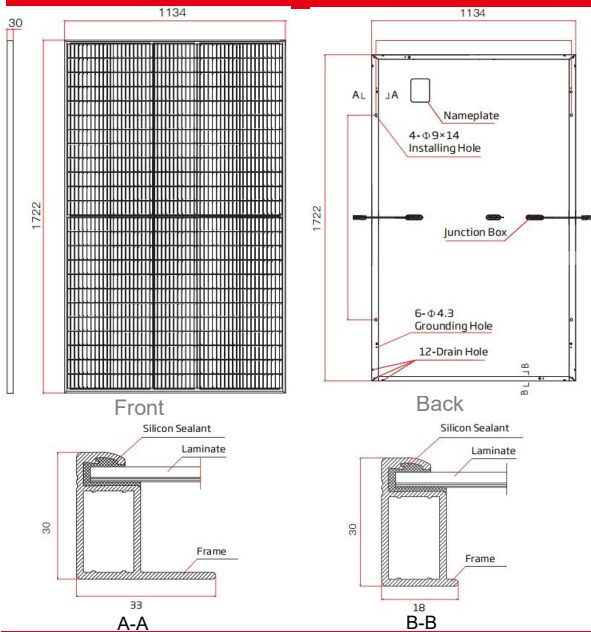


## Electrical Parameters

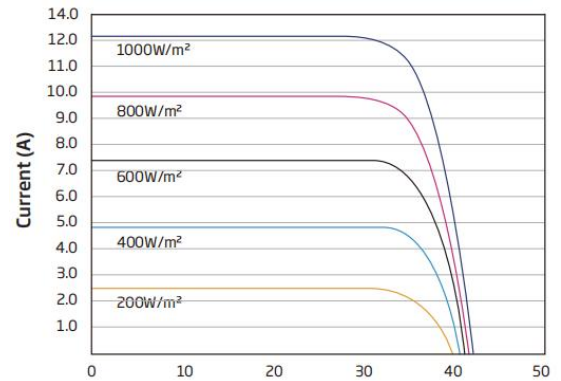
Model Type	ESM-395S		ESM-400S		ESM-405S		ESM-410S		ESM-415S	
	STC	NOCT	STC	NOCT	STC	NOCT	STC	NOCT	STC	NOCT
Maximum Power (Pmax)	395	316	400	320	405	324	410	328	415	332
Open Circuit Voltage (Voc)	36.75	36.41	36.95	36.61	37.15	36.81	37.35	37.01	37.55	37.21
Short Circuit Current (Isc)	13.72	11.08	13.78	11.13	13.84	11.18	13.9	11.23	13.96	11.28
Maximum Power Voltage (Vmp)	30.87	30.58	31.07	30.78	31.27	30.98	31.47	31.18	31.49	31.38
Maximum Power Current (Imp)	12.80	10.33	12.87	10.40	12.95	10.46	13.03	10.52	13.17	10.58
Module Efficiency - $\eta_m$ (%)	20.2		20.5		20.7		20.90		21.25	
Operational Temperature	-40°C ~ +85°C									
Maximum System Voltage	1500VDC									
Maximum Series Fuse Rating	25A									
Power Tolerance	0 ~ +3%									
Temperature Coefficient of Pmax	-0.310%/°C									
Temperature Coefficient of Voc	-0.260%/°C									
Temperature Coefficient of Isc	+0.046%/°C									
Nominal Operating Cell Temperature	45 ± 2°C									
Safety Class	Class II									
Max Load (Front/back)	5400Mpa/2400Mpa									

STC: Irradiance 1000W/m<sup>2</sup> Cell temperature 25°C Atmospheric quality = 1.5  
 NOCT: Irradiance 800W/m<sup>2</sup> Ambient temperature 25°C Atmospheric quality = 1.5 Wind speed 1m/s

## Mechanical Diagrams



## Curve



## Packing Details

36pcs/pallet

40HQ: 26 pallets/40HQ, 936pcs/40HQ;

384pcs/20GP

### EINNOVA SOLARLINE ENERGY CORP. LIMITED

210000 Nanjing  
 PEOPLE'S REPUBLIC OF CHINA

TEL: +86-25-8479-2033

Cell: +86-138-13088384

EMAIL: emma.wu@einnova-solarline.com

Website: www.einnova-solarline.com

## Specification

Cell type	mono-crystalline 182x91mm
Half-cell quantity	108pcs (6×18)
Dimension	1722×1134×30mm
Weight	19kgs±3%
Glass	3.2mm, toughened and AR coated
Frame	Sliver Anodized Aluminum Alloy
Junction Box	IP68
Cable	1000mm (can be customized)

The company reserves the right of final right of adjustment of this file.