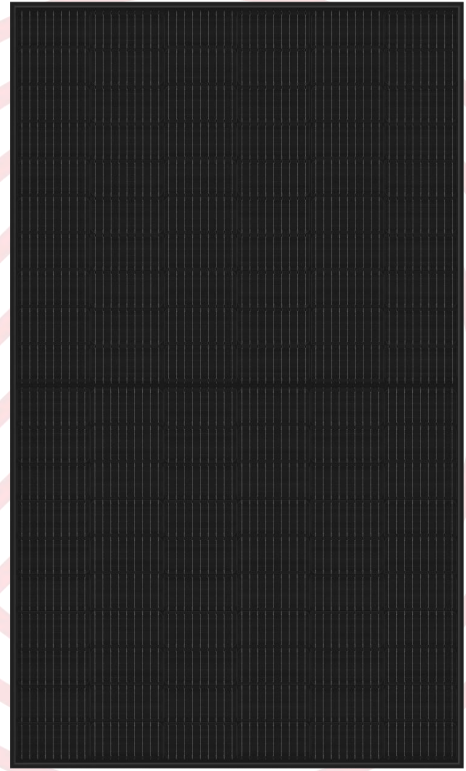


PERC Half Cut Mono-Crystalline Black

ESM 530/535/540/545/550S

0~+3% POWER TOLERANCE

High efficiency PERC P - type solar module



Module characteristics



Strong Mechanical Strength

Pass the wind load test of 2400Mpa and the snow load test of 5400Mpa.



Low attenuation rate

Good reliability and lower LID/LETID attenuation rate.



PID resistance

The attenuation probability of PID phenomenon is minimized through solar cell production technology optimization and material control.



Harsh environmental adaptation

Robust design for demanding climate conditions.



MBB and Half cell technique

More light utilization and current collection capabilities, effectively improving product power output and reliability.



Long and reliable quality assurance

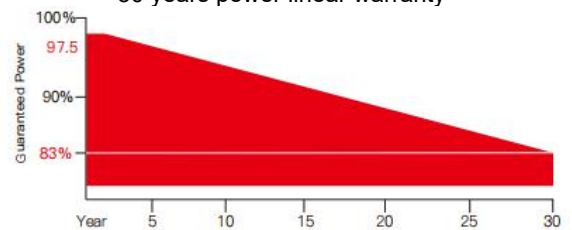
IEC61215(2016), IEC61730(2016)

ISO9001:2015: Quality management system

ISO14001:2015: Environmental management system

ISO45001:2018: Occupational health and safety management system

12 years material and workmanship warranty
30 years power linear warranty



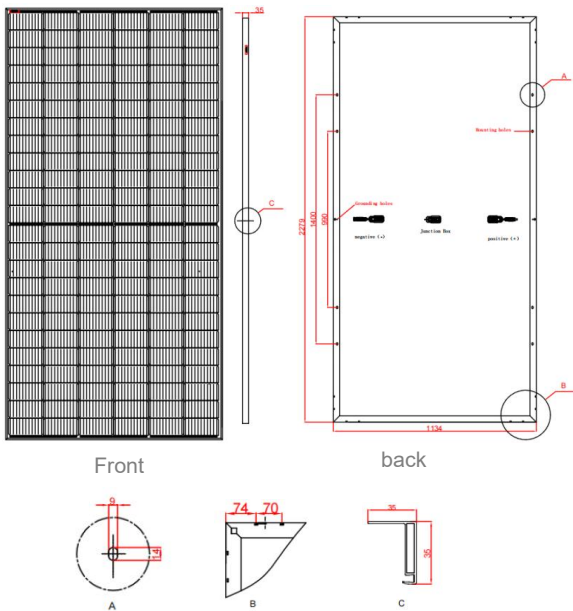
From the 2nd year to the 30th year, the average annual power decline will be no more than 0.5%.

Electrical Parameters

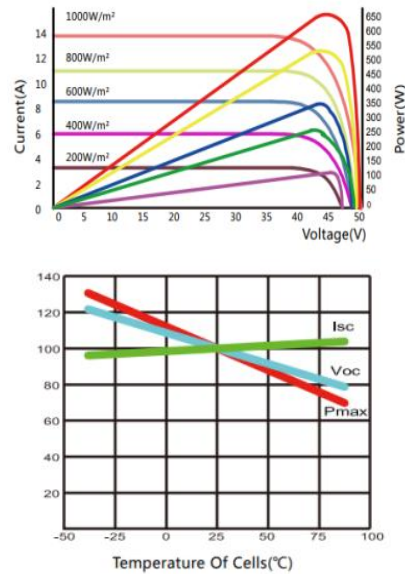
Model Type	ESM-530S		ESM-535S		ESM-540S		ESM-545S		ESM-550S	
	STC	NOCT	STC	NOCT	STC	NOCT	STC	NOCT	STC	NOCT
Maximum Power (Pmax)	530	394	535	398	540	402	545	405	550	409
Open Circuit Voltage (Voc)	49.25	46.50	49.40	46.57	49.55	46.65	49.70	46.74	49.85	46.84
Short Circuit Current (Isc)	13.73	11.07	13.79	11.14	13.85	11.19	13.91	11.27	13.97	11.33
Maximum Power Voltage (Vmp)	41.40	37.84	41.55	37.91	41.70	38.08	41.85	38.25	42.00	38.42
Maximum Power Current (Imp)	12.81	10.42	12.88	10.50	12.95	10.55	13.03	10.60	13.10	10.65
Module Efficiency - η_m (%)	20.5		20.7		20.9		21.1		21.3	
Operational Temperature	-40°C~+85°C									
Maximum System Voltage	1500VDC									
Maximum Series Fuse Rating	20A									
Power Tolerance	0~+3%									
Temperature Coefficient of Pmax	-0.360%/°C									
Temperature Coefficient of Voc	-0.260%/°C									
Temperature Coefficient of Isc	+0.046%/°C									
Nominal Operating Cell Temperature	45±2°C									
Safety Class	Class II									
Max Load (Front/back)	5400Mpa/2400Mpa									

STC: Irradiance 1000W/m² Cell temperature 25°C Atmospheric quality =1.5
 NOCT: Irradiance 800W/m² Ambient temperature 25°C Atmospheric quality =1.5 Wind speed 1m/S

Mechanical Diagrams



Curve



Packing Details

31pcs/pallet

40HQ:26 pallets/container, 620pcs/container

EINNOVA SOLARLINE ENERGY CORP. LIMITED

210000 Nanjing
 PEOPLE'S REPUBLIC OF CHINA
 TEL: +86-25-8479-2033
 Cell: +86-138-13088384
 EMAIL: emma.wu@einnova-solarline.com
 Website: www.einnova-solarline.com

Specification

Cell type	mono crystalline 182*91mm
Half-cell quantity	144pcs(24×6)
Dimension	2279×1134×35mm
Weight	28.5kgs±3%
Glass	3.2mm tempered glass and AR coated
Frame	Black Anodized Aluminum Alloy
Junction Box	IP68
Cable	1200mm (can be customized)