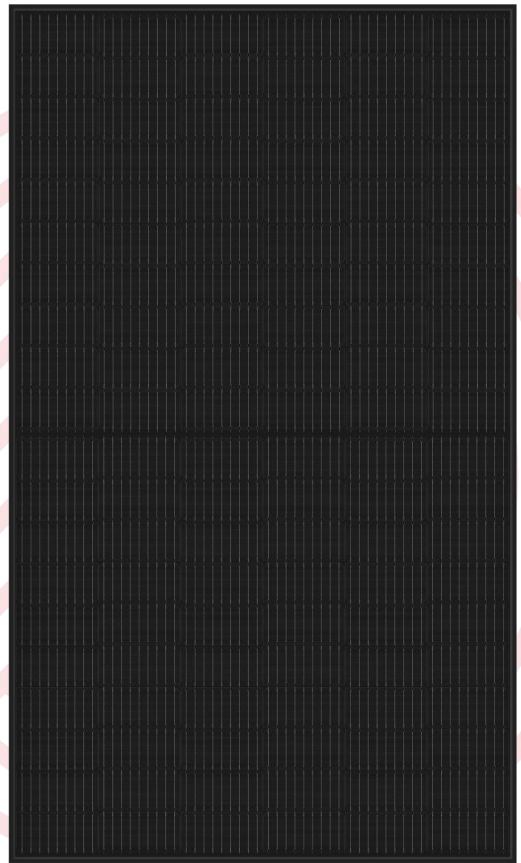


PERC Half Cut Mono-Crystalline Full Black ESM395/400/405/410/415S

0~+3% POWER TOLERANCE

High efficiency PERC P - type solar module



Module characteristics



Strong Mechanical Strength

Pass the wind load test of 2400Mpa and the snow load test of 5400Mpa.



Lower attenuation rate

N-type, Components have better reliability and lower LID/LETID attenuation.



PID resistance

The attenuation probability of PID phenomenon is minimized through solar cell production technology optimization and robust raw material quality control.



Harsh environmental adaptation

Robust design for demanding climate conditions.



Multiple grid and Half cell technique

More light utilization and current collection capabilities, effectively improving product power output and reliability



Long and reliable quality assurance

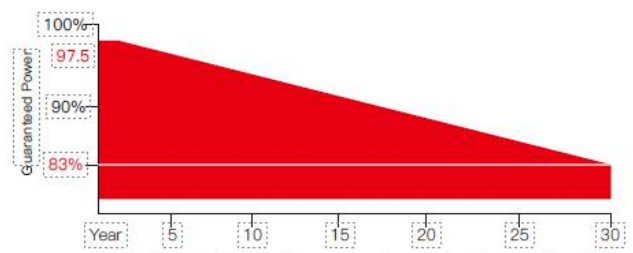
IEC61215(2016), IEC61730(2016)

ISO9001:2015: Quality management system

ISO14001:2015: Environmental management system

ISO45001:2018: Occupational health and safety management system

12 years material and workmanship warranty.
30 years power linear warranty.



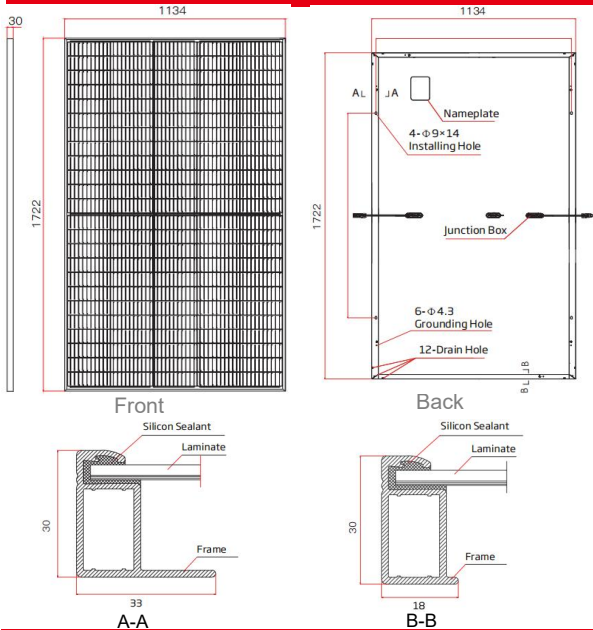
From the 2nd year to the 30th year, the average annual power decline will be no more than 0.5%.

Electrical Parameters

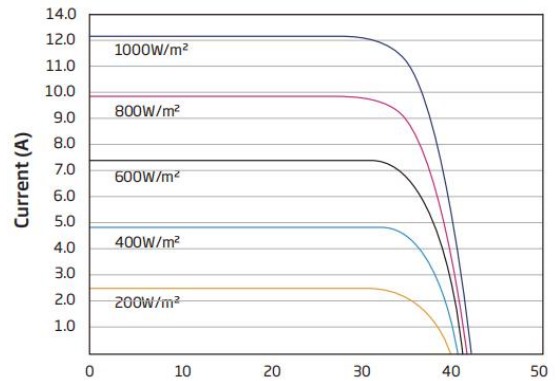
Model Type	ESM-395S		ESM-400S		ESM-405S		ESM-410S		ESM-415S	
	STC	NOCT	STC	NOCT	STC	NOCT	STC	NOCT	STC	NOCT
Maximum Power (Pmax)	395	316	400	320	405	324	410	328	415	332
Open Circuit Voltage (Voc)	36.75	36.41	36.95	36.61	37.15	36.81	37.35	37.01	37.55	37.21
Short Circuit Current (Isc)	13.72	11.08	13.78	11.13	13.84	11.18	13.9	11.23	13.96	11.28
Maximum Power Voltage (Vmp)	30.87	30.58	31.07	30.78	31.27	30.98	31.47	31.18	31.49	31.38
Maximum Power Current (Imp)	12.80	10.33	12.87	10.40	12.95	10.46	13.03	10.52	13.17	10.58
Module Efficiency - η_m (%)	20.2		20.5		20.7		20.90		21.25	
Operational Temperature	-40°C ~ +85°C									
Maximum System Voltage	1500VDC									
Maximum Series Fuse Rating	25A									
Power Tolerance	0 ~ +3%									
Temperature Coefficient of Pmax	-0.310%/°C									
Temperature Coefficient of Voc	-0.260%/°C									
Temperature Coefficient of Isc	+0.046%/°C									
Nominal Operating Cell Temperature	45 ± 2°C									
Safety Class	Class II									
Max Load (Front/back)	5400Mpa/2400Mpa									

STC: Irradiance 1000W/m² Cell temperature 25°C Atmospheric quality = 1.5
 NOCT: Irradiance 800W/m² Ambient temperature 25°C Atmospheric quality = 1.5 Wind speed 1m/S

Mechanical Diagrams



Curve



Packing Details:

36pcs/pallet
 40HQ: 26 pallets/container, 936pcs/container
 384pcs/20' GP.

EINNOVA SOLARLINE ENERGY CORP. LIMITED

210000 Nanjing
 PEOPLE'S REPUBLIC OF CHINA
 TEL: +86-25-8479-2033
 Cell: +86-138-13088384
 EMAIL: emma.wu@einnova-solarline.com
 Website: www.einnova-solarline.com

Specification

Cell type	mono-crystalline 182x91mm
Half-cell quantity	108pcs (6×18)
Dimension	1722×1134×30mm
Weight	19kgs±3%
Glass	3.2mm, toughened and AR coated
Frame	Black Anodized Aluminum Alloy
Junction Box	IP68
Cable	1000mm (can be customized)

The company reserves the right of final right of adjustment of this file.